

Date Modified 02/09/10

# One Door Direct Draw

## JDD-24

24" Wide, 1 (1/2 barrel kegs)



### Standard Features

- Capillary Tube
- Foamed-in-place Polyurethane Insulation
- 3" Diameter Stainless Steel Insulated Beer Columns
- Direct Tower Cooling System
- Thermostatic Control
- Field reversible door
- CFC-Free R-134a Refrigerant
- Standard Door Locks
- 5" casters included
- Assembled in the USA

### Materials

- INTERIOR: Stainless steel interior bottom for durability and appearance  
Galvanized powder coated steel walls
- EXTERIOR: Stainless steel countertop  
Laminated matte black vinyl finish



This equipment is intended for the storage and display of nonpotentially hazardous, bottled or canned products only

NSF/ANSI Standard 7

### GENERAL INFORMATION

Dimensions: 24.25" (W) x 32.0" (D) x 39" (H)      Cubic Ft.: 8  
 Doors: 1      Unit Weight: 160 lbs.  
 Ship Weight: 195 lbs.

### TECHNICAL DATA

Refrigerant: R-134a      Start Amps: 3.5      Run Amps: 2.9  
 Horsepower: 1/5      Volts: 115      #Compressors: 1  
 Cord Length: 76.0 in.





## JDD-24

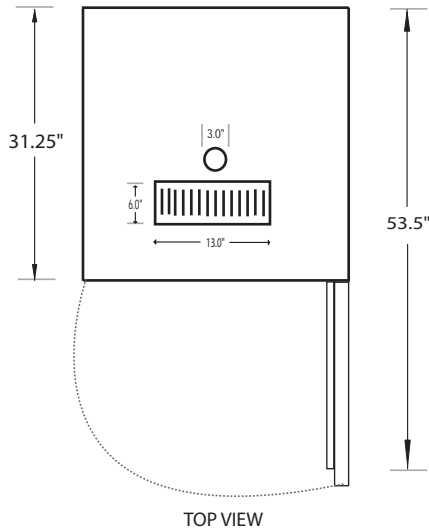
*One Door Direct Draw*

### ELECTRICAL PLUG



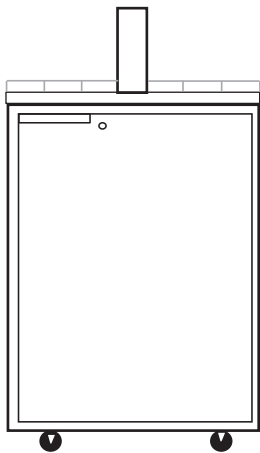
NEMA 5-15P plug  
5-15R receptacle  
required

### DIMENSIONAL INFORMATION



TOP VIEW

24.25"



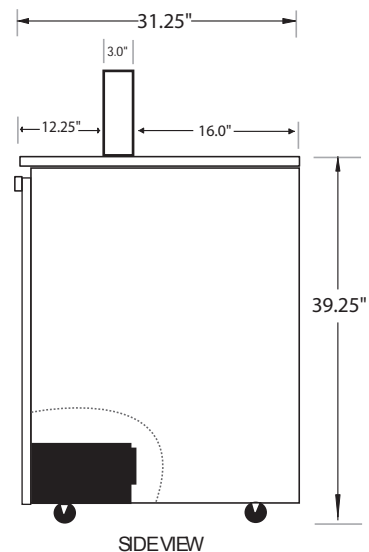
FRONT VIEW

### FEATURES & BENEFITS

- **Stainless steel interior bottom for greater durability, construction and appearance**
- Holds 33° F to 41° F for refrigerator
- 2.5" thick foamed-in-place high density polyurethane insulation
- **Self-contained rear-mounted refrigeration with high humidity coated fin coil evaporator**
- **Stainless steel countertop**
- 5" casters standard. Easy mobility and installation
- Laminated matte black exterior for extra durability against the elements
- **3" diameter stainless steel insulated beer columns**
- Connection for exterior drain
- **Air flows into towers directly from evaporator for a perfect pour everytime**
- Field reversible door

### MATERIALS

- **INTERIOR:** Stainless steel interior bottom for durability and appearance  
Galvanized powder coated steel walls
- **EXTERIOR:** Stainless steel countertop  
Laminated matte black vinyl finish



SIDE VIEW